

Thru-beam Type Wide Beam Fiber Head

Aria Width: 11mm

Aria Width: 32mm

Standard type

Shap bending type

Standard type

Shap bending type

FT-A11

FT-A11W

FT-A32

FT-A32W

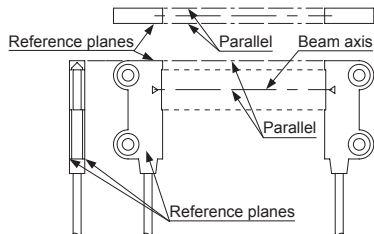
MJEC-FTA11 No.0055-83V

Thank you very much for purchasing Panasonic products. Please read this Instruction Manual carefully and thoroughly for the correct and optimum use of this product. Kindly keep this manual in a convenient place for quick reference.

- For the connecting method of the fiber attachment, refer to the Instruction Manual attached to the fiber attachment.
- Also read "Instruction Manual of General-purpose Fiber Head" carefully and thoroughly for the correct and optimum use.

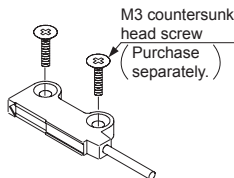
1 SETTING

- Take care that, since the aperture angle of this product is very narrow, the beam may not be received depending upon the setting. At the time of installation, determine a reference plane, as shown in the right figure, and taking sufficient care against beam misalignment or tilt, install the emitting and re-ceiving fibers so that they are parallel.



2 MOUNTING

- Install the fiber using M3 countersunk head screws. The tightening torque should be 0.3N·m or less. Further, when using the fiber at places having intense vibrations, use the screw-locking for resin adhesive, etc.



3 CAUTION

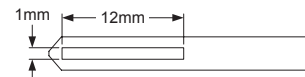
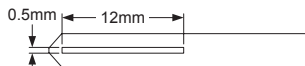
- If mineral oil or solvent containing mineral oil component adheres to the sensing surface, the lens may be deformed. Take sufficient care to handle them.

4 SLIT MASK (Accessory)

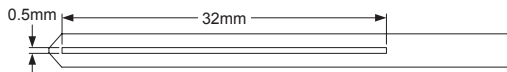
- Two types of slit masks are enclosed (one type for FT-A32 and FT-A32W). Apply the enclosed slit mask when detecting small objects or as measures not to saturate the emitted light amount for short-range sensing. However, the sensing range is reduced when the slit mask is mounted. As the slit mask is a seal, stick it by aligning the projection of the slit mask with the upper portion of the fiber, as shown in the figure below.

Slit masks size

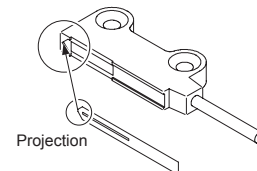
<FT-A11, FT-A11W>



<FT-A32, FT-A32W>



Mounting



Panasonic Industrial Devices SUNX Co., Ltd.

<http://panasonic.net/id/pidsx/global>

Overseas Sales Division (Head Office)

2431-1 Ushiyama-cho, Kasugai-shi, Aichi, 486-0901, Japan

Phone: +81-568-33-7861 FAX: +81-568-33-8591

For sales network, please visit our website.