

200°C Heat-Resistant Fiber

FT-H20-□, FD-H20-□

MJE-FXH20 No.0049-68V

Thank you very much for purchasing Panasonic products. Read this Instruction Manual carefully and thoroughly for the correct and optimum use of this product. Kindly keep this manual in a convenient place for quick reference.

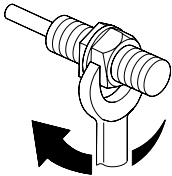
1 CAUTIONS

- This product has been developed / produced for industrial use only.
- Do not scratch the sensing surface. If it is scratched, the sensing performance will deteriorate.
- If the sensing surface gets dirty, wipe dirt or stains from the sensing faces with a soft cloth.
- Since the fiber is made of glass, if it is used at places having intense vibration or impact, or pulled excessive force, the fiber may break. Take sufficient care when using the fiber.
- Do not expose the fiber cable to any organic solvent.
- The bending radius of the fiber cable must be R25mm or more. Take care if the bending radius is less than R25mm, the fiber may break.
- Take care that the sensor is not directly exposed to fluorescent light from a rapid-starter lamp or a high frequency lighting device, or sunlight, as it may affect the sensing performance.
- Do not move or bend the fiber cable after sensitivity adjustment. Detection may become unstable.

2 MOUNTING

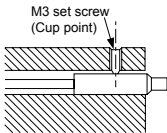
- When mounting, follow the guidelines given below for the tightening torque.

Mounting with lock nut



Model No.	Nut size	Tightening torque
FT-H20-M1	M4	0.58N·m or less
FD-H20-21	M6	0.98N·m or less

Mounting with set screw



Tightening torque: 0.29N·m or less

3 CONNECTION WITH AMPLIFIER

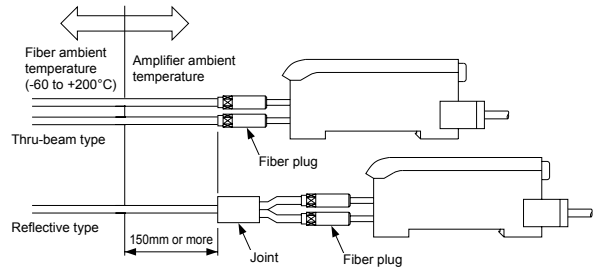
- Insert the fiber plug into the socket slowly.
- Then, fasten the fiber.

In case of reflective type of fiber

- Insert the fiber having engraved "P" mark into the emitting side hole of the amplifier, and insert the fiber having engraved "D" mark into the receiving side hole of the amplifier.
 (There are no the engraved marks on the thru-beam fibers.
 For **FD-H20-21**, only the emitting side fiber has the engraved "P" mark.

3 OPERATION TEMPERATURE

- Keep the amplifier and the fiber of length 150mm or more under the rated amplifier ambient temperature range.



- Make sure that the amplifier unit is not directly exposed to radiant heat or hot wind.

4 SPECIFICATIONS

Type	200°C heat-resistant fiber		
	Thru-beam	Reflective	
Model No.	FT-H20-M1	FD-H20-M1	FD-H20-21
Fiber length	1m		
Allowable bending radius	R25mm or more		
Ambient temperature	-60 to +200°C (No dew condensation or icing allowed)		
Ambient humidity	35 to 85% RH		
Material	Fiber core : Multi-component glass Sheath : Silicon (Stainless steel spiral tube inside) (Stainless steel mesh for FD-H20-21) Sensing probe : Brass (Nickel-plated)		

Panasonic Industrial Devices SUNX Co., Ltd.

<http://panasonic.net/idx/pidsx/global>

Overseas Sales Division (Head Office)

2431-1 Ushiyama-cho, Kasugai-shi, Aichi, 486-0901, Japan

Phone: +81-568-33-7861 FAX: +81-568-33-8591

For sales network, please visit our website.

PRINTED IN JAPAN

© Panasonic Industrial Devices SUNX Co., Ltd. 2015