




PROGRAMMABLE CONTROLLER

## **Security Guide**



FP-Industry 4.0 Communicator  
(FP-I4C)

## Liability and copyright

---

This manual and everything described in it are copyrighted. You may not copy this manual, in whole or part, without written consent of Panasonic Electric Works Europe AG (PEWEU).

PEWEU pursues a policy of continuous improvement of the design and performance of its products. Therefore we reserve the right to change the manual/product without notice. In no event will PEWEU be liable for direct, special, incidental, or consequential damage resulting from any defect in the product or its documentation, even if advised of the possibility of such damages.

Please direct support matters and technical questions to your local Panasonic representative.

### **Panasonic Electric Works Europe AG (PEWEU)**

Caroline-Herschel-Strasse 100

85521 Ottobrunn, Germany

Tel: +49 89 45 354-1000

## Table of contents

---

Liability and copyright .....	2
1 About this document .....	4
2 Panasonic product security policy .....	4
3 Default configuration of the FP-I4C unit .....	4
4 Potential threat scenarios .....	6
5 General security measures .....	7
6 Best practices to harden your FP-I4C unit .....	8
6.1 System settings .....	8
6.1.1 Password protection .....	8
6.1.2 Firewall settings .....	8
6.1.3 Log files and SSH debugging features .....	9
6.2 Application settings .....	9
7 FAQ .....	11
8 Security configuration check list .....	12
Panasonic hotline .....	13
Record of changes .....	14

## 1 About this document

---

Internal and external cybersecurity risks continue to evolve with growing digitalization and the increasing interconnectivity of networks.

The BSI (German Federal Office for Information Security), for example, published a report with the top ten threats and defined rules and recommendations for network products in industrial control systems (ICS):

- Infiltration of malware via removable media and external hardware
- Malware infection via Internet and Intranet
- Human error and sabotage
- Compromising of extranet and Cloud components
- Social engineering and phishing
- (D)Dos attacks
- Control components connected to the Internet
- Intrusion via remote access
- Technical malfunctions and force majeure
- Compromising of smartphones in the production environment

Source: <https://www.bsi.bund.de/ICS>

This document contains the device information needed for your network management and will help you to protect the FP-I4C unit against security risks.

## 2 Panasonic product security policy

---

Panasonic products and services are continually being improved. Our product development strictly follows security rules and performs extensive testing prior to shipment. The Panasonic security policy is based on the international guidelines set out in IEC 62443 and ISO/IEC 27001.

The [Panasonic Product Security Incident Response Team](#) (Panasonic PSIRT) is the coordination center regarding the vulnerabilities associated with Panasonic products.

## 3 Default configuration of the FP-I4C unit

---

The built-in network capabilities of the FP-I4C unit pose a potential security risk. Be sure to customize the default settings to eliminate or minimize this risk.

- A factory default password has been set to allow configuration of the FP-I4C unit. We recommend that you change the default password as soon as possible.
- The two Ethernet ports ETH0 and ETH1 have different configurations: ETH0 is configured as a DHCP client and ETH1 is configured with the fixed IP address 192.168.0.1.
- By default, the following ports are open and in listening mode:

Port no.	Protocol	Function
80, 8081, 443	TCP	Used for browser configuration and user Web pages
53	TCP	Used for DNS service
990-991	UDP	Used for broadcast device discovery

Port no.	Protocol	Function
21	TCP	Runtime and project management (FTP passive mode: 16384-17407/TCP, 18756-18759/TCP)
16384-17407, 18756-18759	TCP	FTP passive mode

- All features and services of the FP-I4C unit that could present a vulnerability risk have been disabled at the factory.  
The services are listed under IP/machine\_config/#!/services.

Service	Security risk
Autorun scripts	Applications started from an external storage device, e.g. a USB flash drive
Avahi daemon	Opens port 5353 (used for gathering information and finding features)
Cloud service	E.g., an OpenVPN server configuration from previous usage
DHCP server	Opens ports 67, 68
SNMP server	Opens port 161, 10161 (used for gathering information)
SSH server	Opens port 22 (login with administrator credentials and execution of commands)
VNC server	Opens port 5900 (Web page and device control)

- By default, the firewall implemented in the FP-I4C unit (IP/machine\_config/#!/services) is disabled.
- The FP-I4C unit writes log data and untypical usage information into log files. These files are stored in the unit and can be downloaded with administrator credentials.

**Note:**

Use the firewall to close any unused ports, but be sure to open and enter the Ethernet ports 80 and 443 in the firewall configuration. Otherwise, access to the system settings page will permanently be denied.

**Related topics:**

[Firewall settings](#)

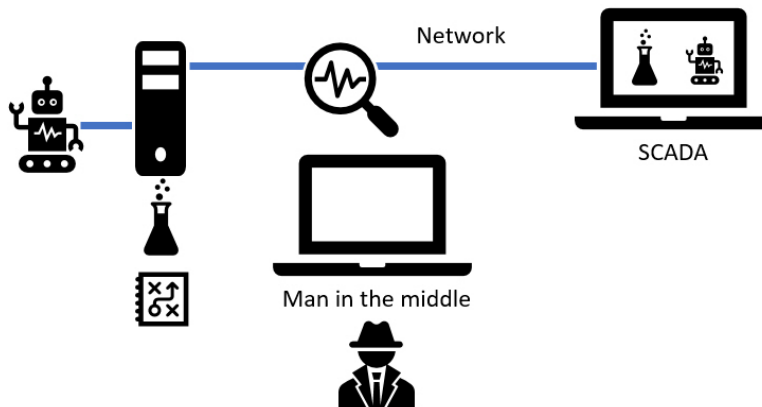
## 4 Potential threat scenarios

---

To increase your awareness and understanding, we give you some typical examples of potential cyber threats.

- Capturing data

A lot of tools are available to read the network traffic, including user names, passwords, and other sensitive data such as recipes or process data. Especially if your network traffic is not encrypted, it is an easy target for a spy searching for readable information.

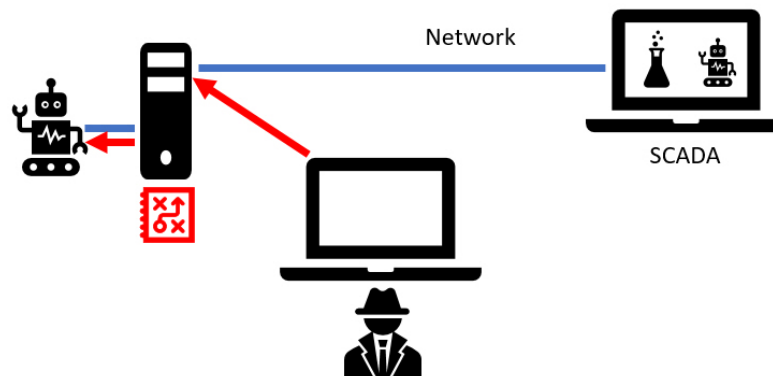


Countermeasures:

Do not use the FTP or Telnet protocols outside an encapsulated network to transmit sensitive data. These protocols create a high security risk because user names and passwords are transmitted in plain text.

- Gaining access to control systems

With the knowledge of credentials or the protocol used, it may become possible to cause failure or damage to machines, and devices can be hijacked into botnets or manipulated to attack other devices.

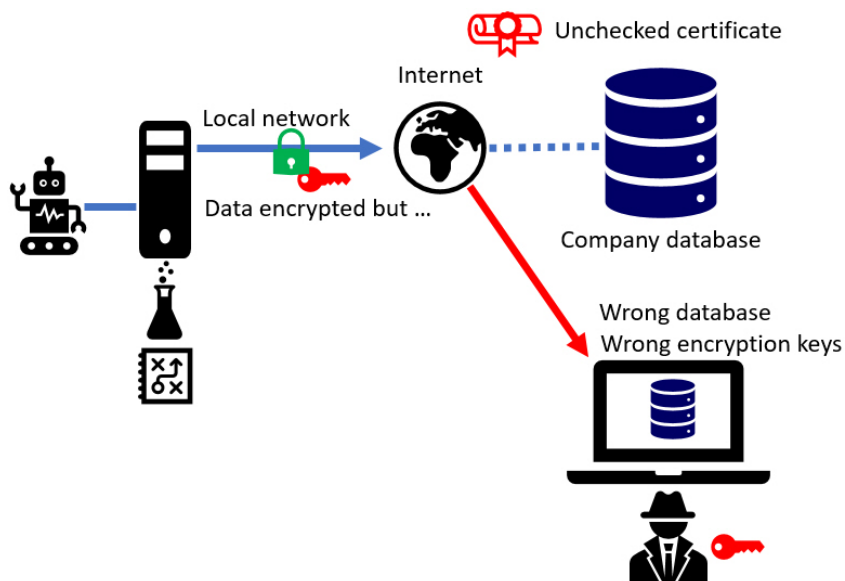


Countermeasures:

Be sure not to allow access or control from third party computers.

- Hijacking the identity

Connections to Web pages that are not verified by a certificate authority can be dangerous because they facilitate identity fraud and the redirection of the communication. This gives attackers the chance to collect sensitive information (e.g. user names, passwords, process data, or recipes) and to cause damage by manipulating machines.



Countermeasures:

Be sure to use certificates to authenticate the identity of the target server.

## 5 General security measures

Implementing measures to protect your network is crucial to keep your network and its traffic secured.

As you will use this product connected to a network, your attention is called to the following security risks.

- Leakage or theft of information through this product
- Use of this product for illegal operations by persons with malicious intent
- Interference with or stoppage of this unit by persons with malicious intent
- It is your responsibility to take precautions such as those described below to protect yourself against the above network security risks.
- If this product is connected to a network that includes PCs, make sure that the system is not infected by computer viruses or other malicious entities (using a regularly updated antivirus program, anti-spyware program, etc.).
- Use this product in an environment that has LAN, VPN (virtual private network), or leased line network.
- Use this product in an environment where only people with controlled access rights can enter.
- Use this product and other devices connected via network such as a PC and tablet only if you have taken protective measures to ensure safety.
- Do not install this product in locations where the product or the cables can be destroyed or damaged by persons with malicious intent.

Note that incorrect setting of the connection to the existing LAN might cause malfunction in the devices on the network. Consult your network administrator before connecting.

## 6 Best practices to harden your FP-I4C unit

You can minimize security risks by taking preventive measures and making the proper system and application settings. Use the check list provided in this guide to ensure that you take all necessary measures to secure the FP-I4C unit.

### Related topics:

[Security configuration check list](#)

### 6.1 System settings

Go to “System Settings” (IP/machine\_config) to make password and firewall settings, to access log files, and to use the SSH debugging features.

#### 6.1.1 Password protection

The factory default password is used to get started. Set a strong password that uses upper- and lowercase letters, numbers, and special characters (except blank spaces).

Use different FTP server passwords for HMWIN Studio and for the FP-I4C unit.

#### 6.1.2 Firewall settings

Use the firewall (IP/machine\_config/#/services) to close any unused ports.

When you enable the “Firewall Service” (IP/machine\_config/#/services), all features used are enabled with the specified settings and ports. Disable any unused services and ports or deny access to dedicated interfaces (ETH0 or ETH1).

#### Note:

Make sure that “Web Server – HTTP” and “Web Server – HTTPS” are enabled and the Ethernet ports 80 and 443 are open, respectively. Otherwise, access to the system settings page will permanently be denied.

Example of firewall settings:

Name.	Source interface	Port or range	Protocol	Required
Web server - HTTP (needed for configuration)	Any	80	TCP	✓
Web server - HTTPS (needed for configuration)	TC Any P	443	TCP	✓
Device discovery	Any	990–991	UDP	✓
FTP command port, needed for HMWIN Studio operations	Any	21	TCP	
FTP passive mode, needed for HMWIN Studio operations	Any	18756–18760	TCP	
SSH server	Any	22	TCP	
VNC server	Any	5900	TCP	
DHCP server	Any	67	UDP	
SNMP server	Any	161	UDP	
PEW ports	Any	9094–9097	TCP	



### 6.1.3 Log files and SSH debugging features

These features can be used to detect untypical usage. They can be used with administrator credentials only.

## 6.2 Application settings

---

Go to “Application Settings” (IP/fp\_config) to make application-specific security settings on the corresponding configuration page.

- Port configuration

You can configure TCP listen ports on the “Port” page of the FP-I4C Web interface. Because most industrial communication protocols do not provide access protection, use these ports only for internal communication within an encapsulated network.

Take the following additional measures to minimize the risk that an attacker gains unauthorized control of the connected PLC:

- Remove all unused port settings.
- Whenever possible, permit read access only to your data.
- Block data transmission for all PLC data that is only used internally.
- Minimize especially the number of control registers (such as set points or commands) needed for write operations
- Define IP addresses that are allowed to communicate. For device internal communication (e.g. access via Web page), assign the IP address 127.0.0.1 (local host).
- Any connected PLC should have its own access protection so that the running PLC program cannot be modified.

- Data logger service

The data logger does not open any listen ports. Instead, data is collected through RS232, RS485, USB, and Ethernet TCP client connections. None of the supported protocols uses encryption.

When collecting data via public networks, be sure to use a VPN solution.

- MQTT service

The IoT (Internet of Things) protocol supports plain and encrypted communication as well as additional access control.

- When transmitting data via public networks, use root certificates to verify the identity of the broker/server.
- Use encrypted connections between the FP-I4C unit and the broker.

Sensitive data are not encrypted within the broker and can be forwarded via plain connections. The broker must be protected against unauthorized access by role-based access control.

- FTP client service

The FTP client feature establishes connections to FTP servers for file transmission. User logins are not encrypted with standard FTP transmissions. We recommend that you use secure FTPS transmissions only. When transmitting data through public networks, additionally use root certificates.

If the FTP server rejects the encrypted connection, the handshake fails and transmission is terminated.

- Script service

The implemented script feature is a very small encapsulated interpreter with limited

features, created to provide device information to a connected PLC.

- Script modification requires admin credentials.
- No script function has been implemented to open listen ports.
- Only one function has been implemented for data transmission as a TCP client.

- SQL client service

The SQL client feature makes it possible to communicate with databases. Typically, databases use their own encrypted authentication. Because databases may contain sensitive data, be sure to secure your database infrastructure.

Use the SQL client only to connect to non-sensitive parts of the database infrastructure.

- IEC60870 service

The IEC60870 telecontrol protocol uses a listen port without any user access protection. Be sure to use this protocol in encapsulated networks only.

The possibility to control the connected PLC, machine, or substation poses an additional risk. To minimize this risk, we recommend the following measures:

- Specify the allowed partner IP addresses.
- Use encrypted VPN tunnels.
- All set points and commands are handled in the PLC. Incoming telegrams are first processed in the FP-I4C unit and then in the PLC. Implement a PLC procedure to identify illegitimate commands.
- Use time stamp data with all commands in control direction.
- All connected PLC should have their own access protection so that the running PLC program cannot be modified.

- HTTP client service

The HTTP client operates like a browser to get or post information to a HTTP server (cloud server).

- When transmitting data via public networks, be sure to use root certificates to verify that the FP-I4C unit is connected to the correct HTTP server.
- Use encrypted connections between the FP-I4C unit and the HTTP server.

- Email client service

The email client communicates with an email server. This server should be prepared for secure and encrypted communication, and user access rights should be defined. The email client can transmit messages with or without attachments but no executable files.

- When transmitting data via public networks, be sure to use root certificates to verify that the FP-I4C unit is connected to the correct email server.
- Use encrypted connections between the FP-I4C unit and the email server for the login procedure.

- REST API service

The REST API operates as an HTTP server to provide information about the connected PLC and to control the PLC.

To minimize security risks, make the following settings on the “Port” page:

- Whenever possible, permit read access only to your data.
- Block data transmission for all PLC data that is only used internally.
- Minimize especially the number of control registers (such as set points or commands) needed for write operations

- Define IP addresses that are allowed to communicate.
- Use encrypted connections between the FP-I4C unit (as HTTPS server) and the client.

## 7 FAQ

---

1. Can I get software patches and firmware updates?

Free downloads of the newest releases are available on the Panasonic Web site:

[Downloads | Panasonic Industry Europe GmbH](#)

2. Is there any backdoor installed on the device?

There is no backdoor installed on the device. If you lose your password, there is no way your settings can be restored.

3. Does the device call any Panasonic servers?

With the factory settings, there is no process to automatically call a Panasonic server.

## 8 Security configuration check list

Use this checklist to ensure that you take all necessary measures to secure the FP-I4C unit. Check off all items you have completed. At the end of the list, there is room for additional items.

Checked	Risk <sup>1)</sup>	Area	Configuration page	To do
	High	Passwords (admin, user)	IP/machine_config/#!/authentication	Change default admin and user passwords
	High	Service: Autorun scripts	IP/machine_config/#!/services	Disable
	High	Service: SSH server	IP/machine_config/#!/services	Disable if not needed
	Low	Avahi daemon	IP/machine_config/#!/services	Disable if not needed
	Low	Cloud service	IP/machine_config/#!/services	Disable if not needed
	Low	DHCP server	IP/machine_config/#!/services	Disable if not needed
	Low	VNC service	IP/machine_config/#!/services	Disable if not needed
	Low	Firewall	IP/machine_config/#!/services	Enable and customize the settings
	High	HMWIN passwords (at least admin, user, log) <sup>2)</sup>	HMWIN Studio Project/Configuration/Security	Change default admin and user passwords
	Medium	HMWIN OPC UA feature <sup>2)</sup>	HMWIN Studio Project/Configuration/Security	Check server access
	High	Port configuration	IP/fp_config → "Port"	Configure data area access (read, write, or block)
	Medium	MQTT service	IP/fp_config → "MQTT"	Use encryption and certificates
	Medium	FTP client service	IP/fp_config → "FTP Client"	Use encryption and certificates
	Medium	HTTP client service	IP/fp_config → "HTTP Client"	Use encryption and certificates
	Medium	Email client service	IP/fp_config → "Email Client"	Use encryption, certificates, and passwords
	Medium	REST API service	IP/fp_config → "REST API"	Disable "Accept external requests" if not needed
			IP/fp_config → "Port"	Configure data area access (read or write)

<sup>1)</sup> The risk level depends on your application.

<sup>2)</sup> If installed

## Panasonic hotline

---

If you have questions that cannot be clarified by the manuals or online help, please contact your sales office.

### Europe

**Austria:** 02236 / 2 68 46, [info.pewat@eu.panasonic.com](mailto:info.pewat@eu.panasonic.com)

**Benelux:** 0499 / 37 27 27, [info.pewswe@eu.panasonic.com](mailto:info.pewswe@eu.panasonic.com)

**France:** 01 / 60 13 57 57, [info.pewswef@eu.panasonic.com](mailto:info.pewswef@eu.panasonic.com)

**Germany:** 089 / 45 354 2748, [plc.peweu@eu.panasonic.com](mailto:plc.peweu@eu.panasonic.com)

**Ireland:** 01 / 4 60 09 69, [info.pewuk@eu.panasonic.com](mailto:info.pewuk@eu.panasonic.com)

**Italy:** 045 / 67 52 711, [info.pewit@eu.panasonic.com](mailto:info.pewit@eu.panasonic.com)

**Scandinavia:** 46 / 8 59 47 66 80, [info.pewns@eu.panasonic.com](mailto:info.pewns@eu.panasonic.com)

**Spain:** 91 / 3 29 38 75, [info.pewes@eu.panasonic.com](mailto:info.pewes@eu.panasonic.com)

**Switzerland:** 041 / 799 70 50, [info.pewch@eu.panasonic.com](mailto:info.pewch@eu.panasonic.com)

**United Kingdom:** 01908 / 23 15 55, [info.pewuk@eu.panasonic.com](mailto:info.pewuk@eu.panasonic.com)

### North & South America

**USA:** 1 877 / 624 7872, [iasupport@us.panasonic.com](mailto:iasupport@us.panasonic.com)

### Asia

**China:** 400-920-9200, <https://industrial.panasonic.cn/ea/>

**Korea:** +82-2-2052-1050, <http://pidskr.panasonic.co.kr/>

**Taiwan:** +886-2-2757-1900, <https://industrial.panasonic.com/>

**Hong Kong:** +852-2306-3128, <https://industrial.panasonic.com/>

**Japan:** 0120-394-205, <https://industrial.panasonic.com/>

**Singapore:** +65 / 635 92128, [pewapfa@sg.pewg.panasonic.com](mailto:pewapfa@sg.pewg.panasonic.com)

## Record of changes

---

Date	Description
2021.11, version 1.1	Added section 2, changed wording for read access data in section 6.2
2021.08, version 1.0	First edition